

Description: 2011-2013 Transit  
Connect Dedicated Main Harness  
Part #: AEC-TRANSIT-DED-WH-V2

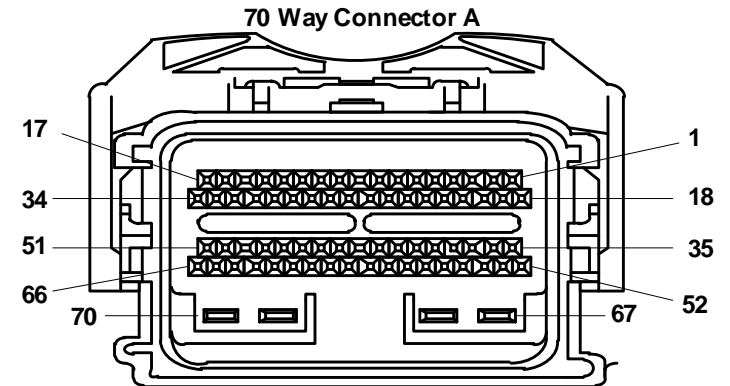
REV 1



## PCM70

Female Terminals

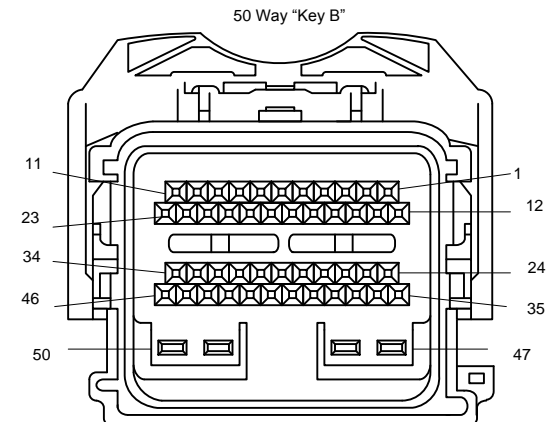
AFCM 70 Way Connector					To	
Cavity	WIRE	GA.	FUNCTION	Circuit	Splice	Connector - Pin
1	Dk. Blue/White	18	Fuel Tank Solenoid B	7001	*	C8 - 7
2	Dk. Blue/Red	18	Fuel Tank Solenoid C	7002	*	C8 - 8
4	Pink	18	CNG Power Monitor	300B	S300	*
19	Orange/Black	18	Fuel Rail Temperature	7019	*	D1 - 3
32	Orange/White	18	Fuel Rail Pressure	7032	*	D1 - 4
41	Yellow	18	Fuel Tank temperature	7041	*	C8 - 2
57	Green	18	Fuel Rail Pressure VREF	7057	*	D1 - 2
58	Black/Orange	18	Fuel Rail SIGRTN	7058	*	D1 - 1
66	Green	18	Fuel Tank Temp. VREF	7066	*	C8 - 5



## PCM50

Female Terminals

AFCM 50 Way Connector					To	
Cavity	WIRE	GA.	FUNCTION	Circuit	Splice	Connector - Pin
2	Black/ Yellow	18	CNG Relay Control	5002	*	PDB - B6
3	Orange	18	Fuel Tank Pressure	5003	*	C8 - 4
10	Black	18	Case GND	2A	*	RT2
11	Lt. Green/ White	18	CAN +	5011	*	WP - C
12	Grey	18	Fuel Gauge PWM Output	5012	*	M1-5
18	Black/ Orange	18	Fuel Tank Press. SIGRTN	5018	*	C8 - 3
23	Pink/ White	18	Can -	5023	*	WP - D
35	Red	16	VPWR	130B	S-130	PDB - D2
36	Red	16	VPWR	130C	S-130	PDB - D2
39	Dk. Blue	18	Fuel Tank Solenoid A	5039	*	C8 - 6
44	Red/Yellow	18	FEPS	5044	*	WP-A
45	Brown	18	KAPWR	5045	*	PDB - A2
47	Black/ White	16	PWRGND	2B	*	RT2
48	Black/ White	16	PWRGND	2C	*	RT2
49	Black/ White	16	PWRGND	2D	*	RT2



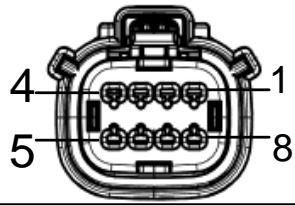
Twisted Pairs are Highlighted in Yellow

Description: 2011-2013 Transit  
Connect Dedicated Main Harness  
Part #: AEC-TRANSIT-DED-WH-V2

REV 1




C8 (Molex 2X4 Female)



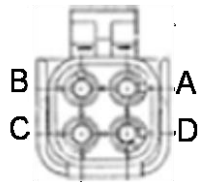
Rear Harness					To	
Cavity	WIRE	GA.	FUNCTION	Circuit	Splice	Connector - Pin
1	Pink	18	CNG System 12V	300G	S300	*
2	Yellow	18	Fuel Tank Temp.	7041	*	PCM70 - 41
3	Black/Orange	18	Fuel Tank SIG RTN	5018	*	PCM50 - 18
4	Orange	18	Fuel Tank Pressure	5003	*	PCM50 - 02
5	Green	18	Fuel Tank +5V	7066	*	PCM70 - 66
6	Blue	18	Fuel Tank Solenoid A	5039	*	PCM50 - 39
7	Dk. Blue/White	18	Fuel Tank Solenoid B	7001	*	PCM70 - 01
8	Dk. Blue/ Red	18	Fuel Tank Solenoid C	7002	*	PCM70 - 02

D1 Deutsch



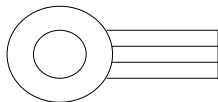
Fuel Rail Temperature / Pressure Sensor					To	
Cavity	WIRE	GA.	FUNCTION	Circuit	Splice	Connector - Pin
1	Black/Orange	18	SIG RTN	7058	*	PCM70 - 58
2	Green	18	5V	7057	*	PCM70 - 57
3	Orange/Black	18	Fuel Rail Temperature	7019	*	PCM70 - 19
4	Orange/White	18	Fuel Rail Pressure	7032	*	PCM70 - 32

WP (Weather Pack 4 Pin Tower Half)



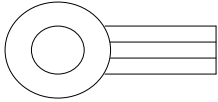
Can Bus					To	
Cavity	WIRE	GA.	FUNCTION	Circuit	Splice	Connector - Pin
A	Red/Yellow	18	FEPS	5044	*	PCM50-44
B	Red	16	Ignition	1005	*	PDB - AA3
C	Lt. Green/White	18	Can Bus +	5011	*	PCM50 - 11
D	Pink/White	18	Can Bus -	5023	*	PCM50 - 23

RT1 Positive Ring Terminal



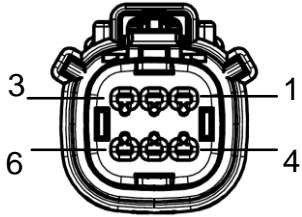
Positive Battery					To	
Cavity	WIRE	GA.	FUNCTION	Circuit	Splice	Connector - Pin
RT1	Red	16	12v To 10A Fuse	1A	*	PDB - AA1
RT1	Red	16	12v To 5A Fuse	1B	*	PDB - AA2
RT1	Red	16	12v To 30A Fuse	1C	*	PDB - AA5

### RT2 Negative Ring Terminal



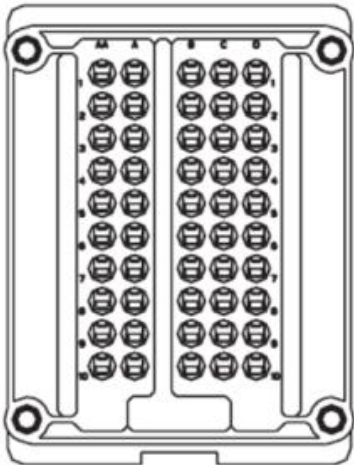
Cavity	WIRE	GA.	FUNCTION	Circuit	To	
					Splice	Connector - Pin
RT2	Black	18	Case Ground	2A	*	PCM50 - 10
RT2	Black/ White	16	PWR GND	2B	*	PCM50 - 47
RT2	Black/ White	16	PWR GND	2C	*	PCM50 - 48
RT2	Black/ White	16	PWR GND	2D	*	PCM50 - 49
RT2	Black/ White	16	PWR GND	2E	*	PCM50 - 50
RT2	Black/ White	16	PWR GND	2F	*	PDB - B2
RT2	Black	18	Switch/ Gauge Ground	2G	*	M1 - 4

### M1 (Molex 2X3 Female)



Fuel Switch / Gauge					To	
Cavity	WIRE	GA.	FUNCTION	Circuit	Splice	Connector - Pin
1	*	*	*	*	*	*
2	Pink/Black	18	Power 12V	185D	S-185	*
3	*	*	*	*	*	*
4	Black	18	SIG RTN	2G	*	RT2
5	Grey	18	Fuel Gauge Signal	5012	*	PCM50 - 12
6	*	*	*	*	*	*

### PDB



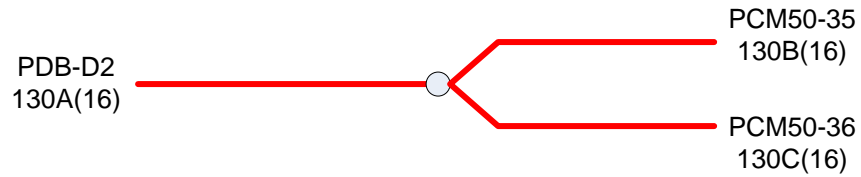
Can Bus				To	
Cavity	WIRE	GA.	FUNCTION	Splice	Connector - Pin
AA1	Red	16	12v HAAT to 10A Fuse	*	RT1
AA2	Red	16	12v HAAT to 5A Fuse	*	RT1
AA3	Red	16	Ignition	*	WP - B
AA5	Red	16	12v HAAT to 30A Fuse	*	RT1
A1	Red	16	Fused 12v to AFCM relay	*	PDB - B1
A2	Brown	18	Fused 12v to AFCM KAPWR	*	PCM50 - 45
A3	Red	16	Fused 12v to CNG relay coils	S-185	*
A5	Red	16	Fused 12v to CNG relay coils	*	PDB - B5
B1	Red	16	12v input, AFCM relay	*	PDB - A1
B2	Black/White	16	AFCM relay, coil low	*	RT2
B5	Red	16	12v input, CNG relay	*	PDB - A5
B6	Black/Yellow	18	CNG Relay Control	*	PCM50 - 02
D1	Red	16	AFCM Relay Coil High	S-185	*
D2	Red	16	VPWR	S-130	*
D5	Red	16	CNG Relay Coil High	S-185	*
D6	Pink	18	CNG System 12V Feed	S-300	*

Description: 2011-2013 Transit  
 Connect Dedicated Main Harness  
 Part #: AEC-TRANSIT-DED-WH-V2


REV 1



S130 – 12V VPWR



S185 – 12V Relay (Coils High) (Fused)



S300 – 12V Relay (Coils High) (Fused)

